























12x20x8 Round Style

Inclusion: #201113(Basic Frame)
#211114(Cover Kit)

Model # 71342

Please read instructions completely before assembly

Part List	Description	Part #	Qty.
	Cover Rail Plain Ends 45" 3/4"L	10110	10
	Cross Rail Plain Ends 48" 1/2"L	2031	3
	Cross Rail Swedged 50" 1/2"L	2030	12
	Middle Upright Tube 56"L	10273	8
	Wind Brace (Flat Ends)	10205	2
	Bent Corner Leg	10226	4
	Side Bend Plain	10225	6
	Side Bend Swedged	10224	6
	4-Way Cover Rail Clamp	10111	16
	3-Way Cover Rail Clamp	10112	8
	1/4" x 3" Bolt	10210	14
	1/4" x 3" Round Head Bolt	669	4
	1/4" x 2" Bolt	10114	24
	1/4" x 1 5/8" Bolt	10115	20
	1/4" Nut	1010	62
	Cover (Green)	2A1114	1
	2-Zipper Door	2E1014	2
	Ratchet	10040	8
	Bolt Cap	10150	16
	Temporary 30" Auger Anchors Cable - 1' Lengths Cable Clamps	822	6
	Base Feet	10270	8
	Anti-Rack Device	800260	12



Basic Items

- Adjustable Wrench
- Rope (The Length of Shelter Plus 10')
- Rubber Mallet

ATTENTION:

**FOR MISSING OR
REPLACEMENT PARTS
OR
QUESTIONS
PLEASE CONTACT**

CUSTOMER SERVICE:

1.800.524.9970



ShelterLogic

800.524.9970

www.shelterlogic.com

150 Callender Road
Watertown, CT 06795

*Manufactured Under
U.S. Patents*

D415,571 D409,310

D430,306 D414,564

Other Patents Pending

PAGE 1

05-71342-0B 06/08/07